



**Damp sweeping equipment**  
Flexible mop preferably fitted with disposable, antistatic and/or pre-impregnated gauze strips



**Mechanical cleaning equipment**  
Auto scrubber, rotocleaner or single-brush machine



**Mechanical cleaning disc**  
3M (or equivalent) colour disks



**Manual washing equipment**  
Bandeau microfibre lavable adapté























**Steam cleaning equipment**  
Follow the manufacturer's recommendations



**Rectangular red pad or melamine pad**  
Use with or without a manual pad holder



On interlocking, removable and loose products, don't allow the solution to dwell.

	Equipment used	Cleaning products	Cleaning methods
First use			
Mechanical cleaning	   or  if dirty	Alkaline detergent	<ul style="list-style-type: none"> <li>Damp sweeping</li> <li>Mechanical washing at 150-300 rpm (with water recovery)</li> </ul>
Regular cleaning			
Manual cleaning	 	Neutral detergent	<ul style="list-style-type: none"> <li>Damp sweeping</li> <li>Manual washing with flat mop with rinsing if necessary</li> </ul>
OR		Water (without detergent)	<ul style="list-style-type: none"> <li>Damp sweeping</li> <li>Manual washing with flat mop and microfibre</li> </ul>
Mechanical cleaning	   or  almond	Neutral detergent or water (without detergent)	<ul style="list-style-type: none"> <li>Damp sweeping</li> <li>Mechanical washing at 150-300 rpm (with water recovery)</li> </ul>
OR			<ul style="list-style-type: none"> <li>Steam cleaning</li> </ul>
Deep cleaning			
Manual cleaning		Alkaline detergent	<ul style="list-style-type: none"> <li>Damp sweeping</li> <li>Manual washing with red rectangular pad</li> <li>Rinsing with water</li> </ul>
OR		Water (or neutral detergent)	<ul style="list-style-type: none"> <li>Damp sweeping</li> <li>Manual washing with melamine rectangular pad</li> <li>Rinsing if necessary</li> </ul>
Mechanical cleaning	 +   or  almond	Alkaline detergent	<ul style="list-style-type: none"> <li>Damp sweeping</li> <li>Mechanical washing at 150-300 rpm (with water recovery)</li> </ul>
OR	 +   melamine pad	Water (or neutral detergent)	<ul style="list-style-type: none"> <li>Damp sweeping</li> <li>Mechanical washing with melamine pad at 150-300 rpm (with water recovery)</li> </ul>

*This protocole should be adapted according to the traffic level and location.*

## DETERGENT EXAMPLES (\*Neutral / \*\*Alkaline)

**KIEHL** : Econa Eco Balance\*, Dopomat\*\*  
**TANA / WERNER** : Green care  
 SR15\*, Floor Cleaner S\*, Clean Fresh\*, Difotan\*, Clean Extreme\*, Innomat\*\*

**ECOLAB** : Brial Clean S\*  
**ANIOS** : Deterg'anios\*  
**ROCHEX** : Polystar\*, Roctonic\*\*  
**BUZIL** : HC 43\*\*  
**Dr. SCHUTZ** : PU Reiniger\*\*

**DIVERSEY / SEALED AIR**: Asset\*  
**DREITURM** : Multinetzer\*, Goldreif (vert)\*, Linorein\*\*, D1 Neu\*\*

## PRECAUTIONS FOR USE



- Never use abrasive disks or any procedure that risks damaging the surface treatment (abrasive products, solvents, etc.).
- Never use rubber caps (for chair legs or other furniture); instead, use PVC or Polyethylene caps.

## STAIN REMOVAL DURING WORKS

### Paint mark removal

- **Do not use abrasive cleaning equipment** (e.g. Scotch Brite, scouring pads, steel wool, etc.).
- **Use the solvent for the paint if known.** If the solvent is not known, start with solvents such as Essence C, White Spirit, etc. before trying stronger solvents such as Taraclean spray. If the stain proves hard to remove, do not persist.
- **Wipe and rinse the floor thoroughly after applying the solvent.**

### On paint drips

A freeze spray will yield excellent results when paint has formed a drip on the material (freeze sprays can be bought from cleaning product manufacturers or in pharmacies).

### On adhesive marks

- **Fresh acrylic adhesive marks (< 1 month)**  
Apply a water-based solution with added cleaning product, leave to act and mechanically clean and rinse the floor.
- **Dried acrylic adhesive marks (> 1 month)**  
Use Essence C or White Spirit. Wipe and rinse the floor thoroughly after applying the solvent.
- **Solvent adhesive marks**  
Use strong solvents (such as Taraclean spray), but do not persist if the adhesive marks are difficult to remove (as may happen with solvent-resistant cross-linked adhesives).

## TIPS AND ADVICE FOR STAIN REMOVAL

### Rust

Apply an anti-rust product or oxalic acid. Rinse thoroughly.

### Food grease/paint/ballpoint pen/felt-tip pen/heavy grease (tar)

Apply a solvent such as Essence C or White Spirit. Rub with undiluted product and rinse with plenty of water.

### Rubber marks/Shoe marks

Apply an alkaline detergent (such as Dynatech Trophy) to shoe marks. Leave to act for 5 minutes. Rub.

### Chewing-gum

Use a freeze spray to harden the chewing gum, and then remove it with a plastic spatula (freeze sprays can be bought from cleaning product manufacturers or in pharmacies).